

E22 and EM22 Series, Illuminated Components

Light Units and Lamps




E22 light units consist of two versions — standard size LED lamps and tall LED lamps. Select the standard LED light

units for all indicating lights, illuminated pushbuttons, push-push (alternate action) or double-headed pushbutton

operators. Select the tall LED light units for all illuminated selector switches and push-pull operators.

LED Light Units

Table 47-95. LED Light Units — Includes a T3-1/4 (BA9) Bayonet Base LED

	Type	Supply Voltage	LED Color	Suffix Code	Standard LED ①	Tall LED ①	Price US \$	
					Catalog Number	Catalog Number		
 Tall LED Light Unit  Standard LED Light Unit	Full Voltage	Unit without Lamp	—	X1	E22DE	E22DE		
		6V – 12V AC/DC	Red Green Yellow Blue White Orange	X37 X38 X39 X51 X89 X94	E22DL612R E22DL612G E22DL612Y E22DL612B E22DL612W E22DL612O	E22DLT612R E22DLT612G E22DLT612Y E22DLT612B E22DLT612W E22DLT612O		
		24V AC/DC	Red Green Yellow Blue White Orange	X40 X41 X42 X52 X90 X95	E22DL24R E22DL24G E22DL24Y E22DL24B E22DL24W E22DL24O	E22DLT24R E22DLT24G E22DLT24Y E22DLT24B E22DLT24W E22DLT24O		
		48V AC/DC	Red Green Yellow Blue White Orange	X53 X54 X55 X56 X91 X87	E22DL48R E22DL48G E22DL48Y E22DL48B E22DL48W E22DL48O	E22DLT48R E22DLT48G E22DLT48Y E22DLT48B E22DLT48W E22DLT48O		
		60V AC/DC	Red Green Yellow Blue White Orange	X57 X58 X59 X60 X97 X98	E22DL60R E22DL60G E22DL60Y E22DL60B E22DL60W E22DL60O	E22DLT60R E22DLT60G E22DLT60Y E22DLT60B E22DLT60W E22DLT60O		
		120V AC/DC	Red Green Yellow Blue White Orange	X43 X44 X45 X61 X92 X96	E22DL120R E22DL120G E22DL120Y E22DL120B E22DL120W E22DL120O	E22DLT120R E22DLT120G E22DLT120Y E22DLT120B E22DLT120W E22DLT120O		
	 Transformer Light Unit with Tall LED	Transformer AC Only	120V	Red	—	E22TL1LR	E22TL1TLR	
				Green	—	E22TL1LG	E22TL1TLG	
				Yellow	—	E22TL1LY	E22TL1TLY	
		240V	Blue	—	E22TL1LB	E22TL1TLB		
			White	—	E22TL1LW	E22TL1TLW		
			Orange	—	E22TL1LO	E22TL1TLO		
480V		Red	—	E22TL2LR	E22TL2TLR			
		Green	—	E22TL2LG	E22TL2TLG			
		Yellow	—	E22TL2LY	E22TL2TLY			
	Blue	—	E22TL2LB	E22TL2TLB				
	White	—	E22TL2LW	E22TL2TLW				
	Orange	—	E22TL2LO	E22TL2TLO				
	Red	—	E22TL4LR	E22TL4TLR				
	Green	—	E22TL4LG	E22TL4TLG				
	Yellow	—	E22TL4LY	E22TL4TLY				
	Blue	—	E22TL4LB	E22TL4TLB				
	White	—	E22TL4LW	E22TL4TLW				
	Orange	—	E22TL4LO	E22TL4TLO				

① Select standard or tall LED based on Table 47-96.

Table 47-96. LED and Bulb Type Selection Chart

Illuminated Operator Type	Standard LED or Bulb	Tall LED or Bulb
Double-Headed Pushbuttons	✓	—
Indicating Lights	✓	—
Pushbuttons	✓	—
Push-Pull Operators	—	✓
Push-Push Pushbuttons	✓	—
Selector Switches	—	✓

Contact Blocks **Page 47-69**
 Suffix Codes **Page 47-98**
 Discount Symbol **1CD1**

Light Units and Lamps (Continued)


E22 light units consist of two versions — with standard bulb or with tall bulbs. Select the standard bulb light units for all indicating lights, illuminated push-buttons, push-push (alternate action) or

double-headed pushbutton operators. Select the tall bulb light units for all illuminated selector switches and push-pull operators.

Caution: Please note that 120V full voltage light units (E22D120) are only suitable for indicating light operators and will overheat in other operators.

Incandescent Light Units

Table 47-97. Incandescent Light Units — Includes a T3-1/4 (BA9) Bayonet Base Lamp (except when noted)


	Type	Supply Voltage 50/60 Hz	Lamp Voltage	Suffix Code	Standard Bulb ^①	Tall Bulb ^①	Price U.S. \$
					Catalog Number	Catalog Number	
	Full Voltage AC/DC	Unit without Lamp	—	X1	E22D	E22D	
		6	6	X2	E22D6	E22DT6	
		12	12	X3	E22D12	E22DT12	
		24	24	X4	E22D24	E22DT24	
		48	48	X6	E22D50	E22DT50	
		60	60	X7	E22D60	E22DT60	
		120	120	X8	E22D120 ^②	—	
		Resistor AC/DC	120	60	X10	E22R2	E22RT2
	Transformer AC Only	120	6	X11	E22TL1	E22TL1T	
		240	6	X12	E22TL2	E22TL2T	
380/415		6	X13	E22TL3	E22TL3T		
480		6	X14	E22TL4	E22TL4T		

^① Select standard or tall bulb based on **Table 47-98**.
^② E22D120 light units are suitable for indicating light operators only.

Table 47-98. LED and Bulb Type Selection Chart


Illuminated Operator Type	Standard LED or Bulb	Tall LED or Bulb
Double-Headed Pushbuttons	✓	—
Indicating Lights	✓	—
Pushbuttons	✓	—
Push-Pull Operators	—	✓
Push-Push Pushbuttons	✓	—
Selector Switches	—	✓

Table 47-99. PresTest Units — Includes Pre-wired 1NO-1NC Contact Blocks

	Type	Supply Voltage 50/60 Hz	Lamp Voltage	Light Suffix Code	Standard Bulb ^③	Tall Bulb ^③	Price U.S. \$
					Catalog Number	Catalog Number	
	Full Voltage AC/DC	Unit without Lamp	—	X17	E22D0C	E22D0C	
		24	24	X20	E22D24C	E22DT24C	
	Resistor AC/DC	120	60	X26	E22R2C	E22RT2C	
	Transformer AC Only	120	6	X27	E22TL1C	E22TL1C	
		240	6	X28	E22TL2C	E22TL2C	
		380/415	6	X29	E22TL3C	E22TL3C	
		480	6	X30	E22TL4C	E22TL4C	

^③ Select standard or tall bulb based on **Table 47-98**.

Table 47-100. Master Packed Contact Blocks and Light Units

	Description	Catalog Number	Price U.S. \$
	Contact Blocks or Light Units Master Packed in Quantities of 100 Only — Contact Block 1NC (Available singly in Catalog as E22B1) Contact Block 1NO (Available singly in Catalog as E22B2) Light Unit without Lamp Full Voltage (Available singly in Catalog as E22D) Light Unit Resistor Type 120V 60 Hz (Available singly in Catalog as E22R2) Light Unit Transformer Type 120V 60 Hz (Available singly in Catalog as E22TL1)	E22AA6 E22AA7 E22AA12 E22AA24 E22AA11	

Contact Blocks **Page 47-69**
 Suffix Codes **Page 47-98**
 Discount Symbol **1CD1**